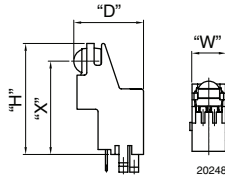
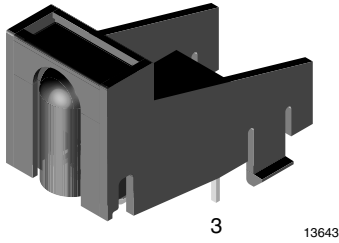


IR Receiver Modules for Remote Control Systems


FEATURES

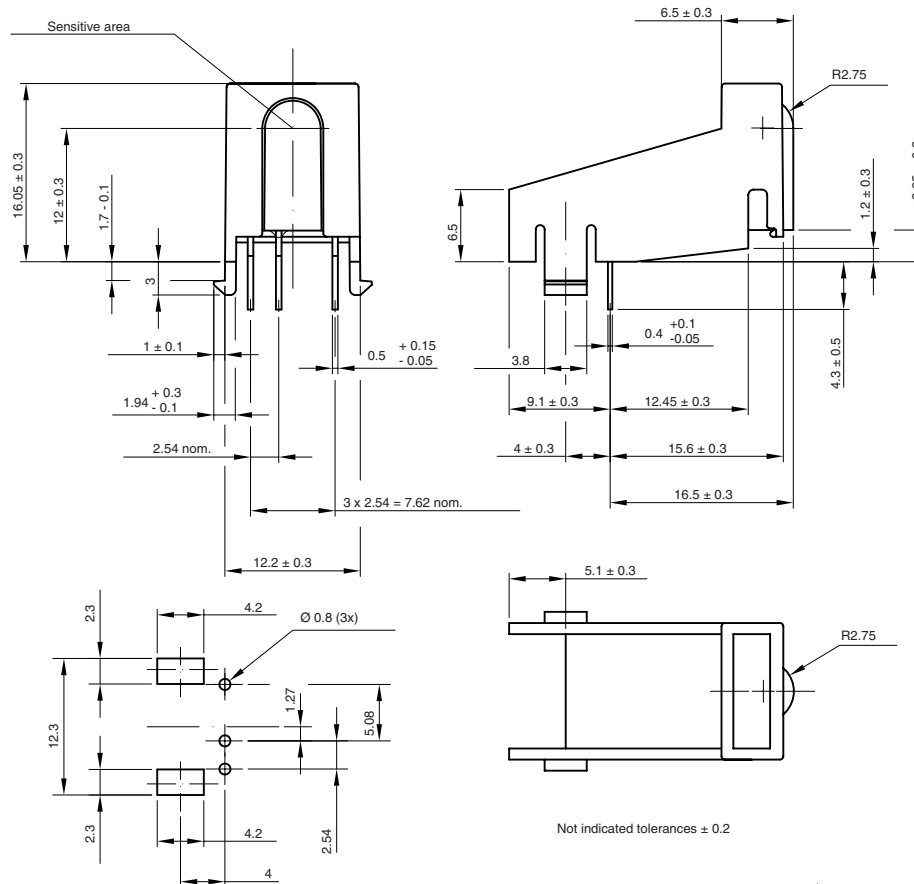
- Compliant to RoHS directive 2002/95/EC and in accordance to WEEE 2002/96/EC


AVAILABLE FOR:

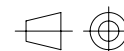
- TSOP31...
- TSOP1...


RoHS
COMPLIANT

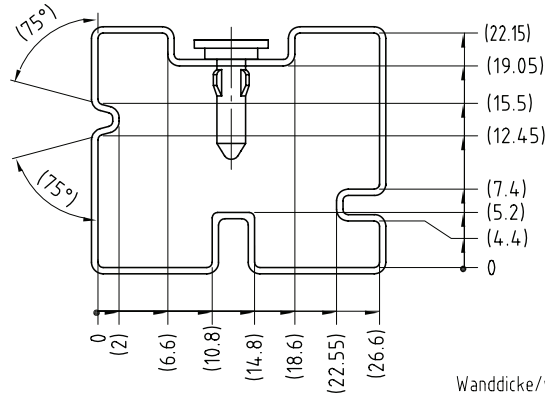
NAME	LENS AXIS (X)	VIEW	TYPE	HEIGHT (H)	WIDTH (W)	DEPTH (D)
W11	12	Side	Holder	16.05	12.2	25.6

MECHANICAL DIMENSIONS in millimeters


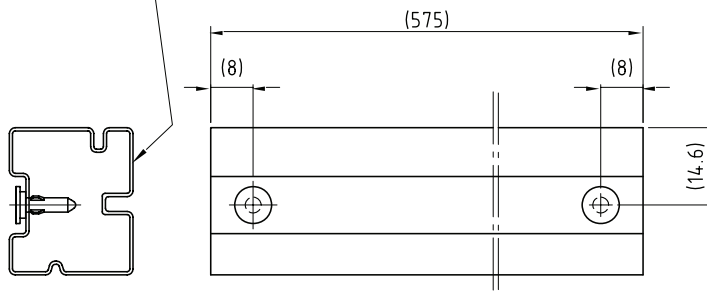
Recommended Vishay installation dimension diagram

 Drawing-No.: 6.550-5153.01-4
 Issue: 7; 04.08.09
 12828

 technical drawings
 according to DIN
 specifications

PACKAGING DIMENSIONS in millimeters



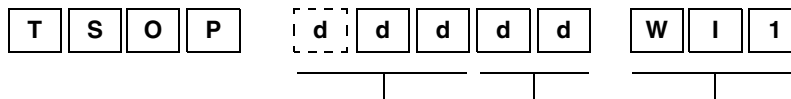
Druck / Printing for tubes
1.400-5548.0-3 Version 1



1:1

Drawing-No.: 9.700-5180.0-4
Rev. 6; Date: 20.11.03
20312-1

ORDERING INFORMATION



2 or 3 digit product series 2 digit frequency Holder type

Note

d = "digit", please consult the list of available series on the previous page to create a valid part number.

Example: TSOP31238WI1

PACKING QUANTITY

- 38 pieces per tube
- 15 tubes per carton